

## REVIEW ARTICLE

**Medicinal Value of *Euphorbia tirucalli*****Ankita Wal\*, Pranay Wal, Nishi Gupta, Garima Vishnoi and Dr.R.S Srivastava***Department of Pharmacy, Pranveer Singh Institute of Technology (PSIT), Kanpur (U.P), India*

Received 29 Oct 2012; Revised 25 Jan 2013; Accepted 05 Feb 2013

**ABSTRACT**

Natural products play an important role in drug discovery and many approved therapeutics as well as drug candidates has been derived from natural sources. They have been the source of most of the active ingredients of medicines. The beneficial medicinal effects of plant materials typically result from the combinations of secondary products present in the plan. These secondary metabolites constitute the medicinal value of a drug plant, which produces a definite physiological action on human body. The plant of *Euphorbia tirucalli* belongs to family- Euphorbiaceae is commonly known as Barki-thohar. This plant is native of America but has become acclimatised and grows freely in all parts of India. This is a common medicinal plant of India; the plant parts used milky juice and stem bark. Milky juice in small doses is a purgative but in large doses it is acrid, counter-irritant and emetic. *E. Tirucalli* latex seems to reduce the specific cellular immunity associated with the virus Epstein-Barr injection by activating the virus lytic cycle. The bark/latex of *E. Tirucalli* presents pharmacological activities as an antibacterial, molluscicide, antiherpetic and anti-mutagenic. It also shows co-carcinogenic and anticarcinogenic activities. In the northeast of region in Brazil, the latex of *E. Tirucalli* is used as a folk medicine against syphilis. As an antimicrobial; a laxative agent to control intestinal parasites to treat asthma, cough, earache, rheumatism, verrucae, cancer, epithelioma, sarcoma and skin tumours. *E. Tirucalli* contains a large quantity of terpenes and sterols among its constituent and the following substances which have been isolated; alcohol, eufol, alfaeuforbol and taraxasterol e tirucallol (Imai, 1994) This review highlights on the existing information particularly on the phytochemistry and various pharmacological properties of *Euphorbia tirucalli* which may provide incentive for proper evaluation of the plant as a medicinal agent.

**Key words:** *E. tirucalli*, lupeol, resin.**INTRODUCTION**

In spite of great advances of modern scientific medicine, traditional medicine is still the primary form of treating diseases of majority of people in developing countries including India; even among those to whom western medicine is available, the number of people using one form or another of complementary of alternative medicine is rapidly increasing worldwide <sup>[1]</sup>. Over the centuries humans have relied on plants for basic needs such as food, clothing, and shelter, all produced or manufactured from plant matrices (leaves, woods, fibers) and storage parts (fruits, tubers) <sup>[2]</sup>. Many plant-derived compounds have been used as drugs, either in their original or semi-synthetic form <sup>[3]</sup>. The World health Organisation (WHO) estimates that about 80% of the population living in the developing countries rely almost exclusively on traditional medicine for their primary healthcare needs <sup>[4]</sup>. India is the largest

producer of medicinal herbs and is appropriately called the botanical garden of the world <sup>[5]</sup>. In recent years, the use of herbal medicines worldwide has provided an excellent opportunity to India to look for therapeutic lead compounds from an ancient system of therapy, i.e. Ayurveda, which can be utilized for development of new drug <sup>[6]</sup>.

*Euphorbia* L. (Euphorbiaceae, Euphorbioideae) is considered the second largest genus in the angiosperms, including ca. 2000 species <sup>[7]</sup>. The Euphorbiaceae family includes trees, succulents and herbaceous plants <sup>[8]</sup>. Different species of *Euphorbia* grow all over the world, either wild, or as cultivated specimens in the house or garden <sup>[9]</sup>. Euphorbiaceae is among the large flowering plant families consisting of a wide variety of vegetative forms some of which are

plants of great importance. Its classification and chemistry have of late been subjects of interest possibly because of the wide variety of chemical composition of its members, many of which are poisonous but useful. The worldwide distribution of the family exposes its members, to all sorts of habitats to which they must adapt; therefore inducing a large variety of chemicals (secondary substances) that are employed for survival/defence [10]. Euphorbiaceae is generally distinguished by the milky sap [11]. Euphorbiaceae comprises nearly 322 genera and 8910 species many of which have their own economic value and hence contribute to the floristic wealth of tropical and subtropical countries of the world. The family comprise a number of endemic and endangered taxa [12].

#### PLANT PROFILE:

A large unarmed shrub or a small tree up to 5 m tall with erect branches; bark rough, cracked, greenish brown, exuding a milky sap when cut, branch lets slender, smooth, cylindrical, polished, whorled and modified into phylloclade [13]. *E. tirucalli* probably the best known and most widespread of all tree Euphorbia species [14]. It is a shrub or a small tree endemic to tropical areas with pencil-like branches from which it derives its vernacular name, the pencil-tree. *E. tirucalli* generally evergreen since its stems and branches remain green all year round and are rarely fed on by herbivores. It bears white poisonous latex which may possibly account for the low herbivore pressure and medicinal features.

Fig 1: *Euphorbia tirucalli*



#### Taxonomic Description

In the binomial system (USDA plants data at [www.plants.usda.gov](http://www.plants.usda.gov)), *E. tirucalli* L. belongs to:

Kingdom: Plantae.

Division: Magnoliophyta.

Class: Magnoliopsida

Order: Malpighiales.

Family: Euphorbiaceae.

Genus: Euphorbia.

Species: *E. tirucalli*

Binomial name: *Euphorbia tirucalli*

#### Vernacular Names [15]

Amharic: Kinchib

Arabic: Knjil

English: Finger euphorbia, Indian spurge tree, milk bush, naked lady, pencil-tree, rubber euphorbia

Filipin: Bali bali

French: Arbre de Saint Sebastien, Euphorbeefilleeuphorbe, Gardemaison, Tirucalli

Malay: Kayupatah, Tentulang, Tulang, Tulang-tulang

Somali: Dana

Spanish: Alfabeto chino, Antena, Esqueleto, Palito, Aveloz

Swahili: Mtupamwitu, Mwasi, Utupa

Thai: Khiacheen, Khiathian

Ugandan: Kakoni (luganda), Oruyenje (runyankole)

Vietnamese: San h(oo) xanh, X(uw) (ow)ng c(as).

#### Habitat

Commonly planted as an ornamental or hedge plant [16]. In Hawai'i (Kaua'i), "sparingly naturalized locally as it forms dense thickets along Lawa'i Road where it is propagating vegetatively" [17]. *E. Tirucalli* is probably the best known and most wide spread of all trees Euphorbia species [18]. It originated from tropical East Africa and it is endemic in countries such as Angola, Eritrea, Ethiopia, Kenya, Malawi, Mauritius, Rwanda, Senegal, Sudan, Tanzania, Uganda and Zanzibar. The same authors intimate that the tree is currently widely distributed in southern Europe, Asia and the Americas having been steadily introduced due to its ornamental and medicinal features. *E. Tirucalli* can survive in a wide range of habitats [19, 20]. Plant can grow under conditions in which most crops and other trees cannot grow. They include: tropical arid areas with low rainfall, on poor eroded soils, saline soils and high altitudes up to 2000 m but cannot survive frost. Its distribution is therefore limited by low temperatures [21].

#### Botanical Description

*E. tirucalli* L. is a succulent, cactus-like (FAO) spineless, unarmed, much-branched, monoecious or more often dioecious, easy to recognize, perennial shrub or tree up to 10–15 m tall.

##### ➤ Trunk or stem:

The rubber-hedge euphorbia reaches usually 2-5 m but may grow up to 15 m on occasion with a 2-4 m spread. The main trunk and branches are woody and brownish and may thickening up to a

diameter of 25 cm. It grows with single or multiple trunks. The bark of very old specimens is grey and rough with longitudinal dents and ridges that break up into very small fragments. There are sometimes conspicuous, small protuberances, such as a bulge, knob, or swelling, on the bark, and occasionally black, rough, crosswise bands.

➤ **Branches:**

*E. tirucalli* is a plant very branched with branches often arranged in pseudo whorls forming brush-like masses that are the best known feature of this species.

➤ **Leaves :**

Leaves are rarely seen as they fall very early and quickly (early deciduous), tiny, few, simple, fleshy, small or minute, slender and alternate. The leaf blade is linear-lanceolate to oblanceolate, 1–2.5 cm long, 3–4 mm broad and 2 mm thick, acute at tip, tapered to the sessile base, arranged spirally, present only at the tips of young branchlets. The extreme tips of young leafy branchlets are sparsely tomentose, with curled brown hairs, and soon glabrescent. Stipules are minute, glandular and dark brown. The function of the leaves is taken over by the green branches.

➤ **Flowers:**

Plants are monoicous or dioicous, the chromosome number is 20 and the diploid number is 2n. The flowers are small or very small, yellow, green or pink arranged in groups on the terminal branches, discreet, and grouped at the top of the short branches, in heads, stalkless at the end of twigs, and carried in clusters at the apex of the short branches or in the angles of branches.

➤ **Fruits:**

Fruits are tripartite capsule and a capsule measures about 8-12 mm in diameter, is subglobose (nearly globose), almost glabrous or glabrescent, longitudinally very slightly lobed, short-stalked (8 mm), bent at an angle, pale green, with a pink tinge and conspicuously pubescent (soft hairs). Capsules dehisce while still on the tree, and exerted on a tomentose pedicel to 1 cm long.

➤ **Seeds:**

The seeds are ovoid (oval), about 3-4 mm x 2.8-3 mm, glabrous, smooth, buff speckled with brown and with a dark brown ventral line (with a white line), around the small white caruncle 1 mm across.

➤ **Latex:**

The latex is a caustic milky white sap when damaged, like many other *Euphorbia* species.

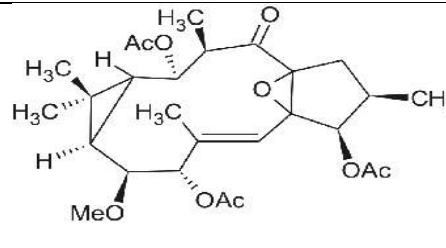
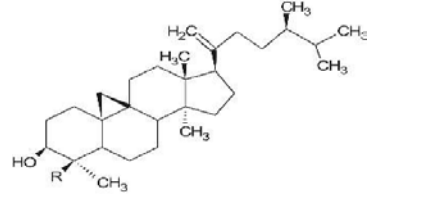
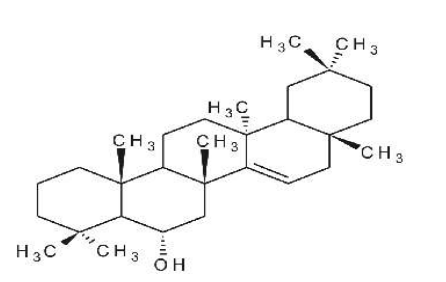
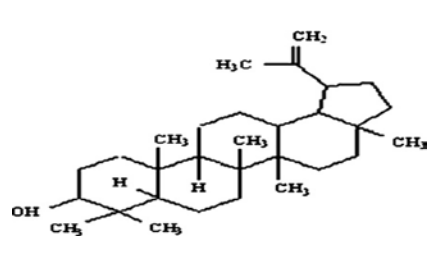
➤ **Root system** [22]

The plant produces lateral roots that do not grow very deep.

**Phytoconstituents of *Euphorbia tirucalli*:**

*Euphorbiaceae* plants store abundant amounts of latex in an organ called the laticifer [23]. The major constituents of latex are isomers of triterpenes with the molecular formula  $C_{30}H_{50}O$  (MW: 426), such as euphol, tirucallol, glut-5-en-3- $\beta$ -ol, cyclo euphordenol, euphorginol, aamyrin, lanosterol, cycloartenol, and others [24-27]. 12,20-Dideoxyphorbol-13 isobutyrate, 12-deoxy-4  $\beta$ -hydroxyphorbol-13-phenylacetate-20-acetate & eupholisolated from latex, glut-5-en-3 $\beta$ -ol & cycloart-23-en-3 $\beta$ , 25-Diolisolated from stem bark, a new macrocyclic diterpenetirucalicine isolated from latex & its structure determined, isolation & characterization of 31 – nortriterpene – cyclo euphordenol – from latex, a new triterpenescyclo tirucanenol isolated & its absolute configuration is determined, euphorginol isolated from the stem bark & its stereostructure determined [28].

**Table 1: Phyto-constituents**

Tirucalicine	
Cyclotirucanenol, R = Me, Cyclo euphordenol, R = H	
Euphorginol	
Lupeol	

**Plant extract:**

Extraction, as the term is used pharmaceutically, involves the separation of medicinally active portions of plant or animal tissues from the inactive or inert components by using selective solvents in standard extraction procedures. The purposes of standardized extraction procedures for crude drugs are to attain the therapeutically desired portion and to eliminate the inert material by treatment with a selective solvent known as menstrum. The extract thus obtained may be ready for use as a medicinal agent in the form of tinctures and fluid extracts, it may be further processed to be incorporated in any dosage form such as tablets or capsules, or it may be fractionated to isolate individual chemical entities such as ajmalicine, hyoscyne and vincristine, which are modern drugs. Thus, standardization of extraction procedures contributes significantly to the final quality of the herbal drug. General Methods of Extraction of Medicinal Plants- Maceration, Infusion, Digestion, Decoction, Percolation, Hot Continuous Extraction (Soxhlet), Aqueous Alcoholic Extraction by Fermentation, Counter-current Extraction, Ultrasound Extraction (Sonication), Supercritical Fluid Extraction and Phytonics Process<sup>[29]</sup>. *E. tirucalli* can be extracted in methanol, chloroform, pet ether, acetone for various activities.

**Ethnomedicinal uses:**

Just like the complexity in classification, ethnomedicine of Euphorbiaceae is very diverse. This diversity is due to the presence of a wide range of unusual secondary metabolites that makes most of the member's poisonous<sup>30</sup>. In addition, some members are said to cause or influence susceptibility to certain body ailments. For example *E. tirucalli*, *E. leuconeura*, *J. curcas* and others are known to be co-carcinogenic and can influence/promote excessive cell division resulting in tumour growth<sup>[19, 20, 31-32]</sup>. Also latex of *E. tirucalli* and *E. royleana* is known to cause conjunctivitis on contact with eyes<sup>[33, 34]</sup>. In the northeast region of Brazil, the latex of *E. tirucalli* is used as an antimicrobial agent; a laxative agent; to control intestinal parasites; to treat asthma, cough, earache, rheumatism, verrucae, cancer, chancre, epithelioma, sarcoma, skin tumors and as a folk remedy against syphilis<sup>[20]</sup>.

**USES****Traditional medicine:**

Possibly due to a great variety of chemical substances found in *E. tirucalli* tissues, medical folklore literature of different parts of the world

(especially tropical and subtropical areas where it is endemic) is tainted with its curative ability. In East Africa, latex is used against sexual impotence, warts, epilepsy, toothache, hemorrhoids, snake bites, extraction of ectoparasites and cough among others. In Peninsular Malaysia, a poultice of the roots or stems is applied to nose ulceration, haemorrhoids and swellings. Root scrapings mixed with coconut oil are taken for stomach-ache<sup>[19, 20]</sup>. In India, it is an unavoidable plant in most traditional homesteads and used as a remedy for ailments such as: spleen enlargement, asthma, dropsy, leprosy, biliousness, leucorrhoea, dyspepsia, jaundice, colic, tumors and bladder stones. The latex of vesicant and rubifacient is emetic in large doses, it is purgative in small doses and applied against toothaches, earaches, rheumatism, warts, cough, neuralgia and scorpion bites. The same author points out that its branch and root decoctions are administered for colic and gastralgia while ashes are applied as caustic to open abscesses<sup>[35]</sup>. In Brazil, *E. tirucalli* is used against cancer, canceroids, epitheliomas, sarcomas, tumors and warts, although they argue that this has no scientific basis since the same tree is known to be co-carcinogenic. In Malabar (India) and the Moluccas, latex is used as an emetic and anti-syphilitic while in Indonesia, the root infusion is used for aching bones while a poultice of roots or leaves is used to treat nose ulcers, hemorrhoids and extraction of thorns. Wood decoctions are applied against leprosy and hands and feet paralysis following childbirth. The same author states that in Java, the plant latex is used to cure skin ailments and bone fractures<sup>[19, 36]</sup>.

**Ornamental:**

*E. tirucalli* has increasingly become popular as an ornamental plant. Potted plants are placed in offices and homes but can also be grown in lawns. It is preferred for its ease of maintenance and beautiful evergreen pencil-like branches which factors have increased its international trade resulting into a wide distribution in areas where it was not endemic.

**Source of energy:**

It was reported that latex of *E. tirucalli* is composed of petroleum like hydrocarbons largely C<sub>30</sub> triterpenoids, which on cracking yield high-octane gasoline. It was estimated that a crude gasoline yield between 4 and 8 barrels per hectare from an *E. tirucalli* planted field per year; and calculated at about three dollars per barrel, it is three times cheaper than normal crude oil<sup>[37-39]</sup>. *E.*

*tirucalli* is still looked at as a potential source of biodiesel as it can produce a high biomass and grow in marginal areas unfit for production of other crops. of late, there has been increasing attention on biodiesel production in order to reduce overdependence on fossil fuel [40]. Associated with biodiesel production is methane and biogas generation; many scientists, considering its reported high biomass production and ease with which it ferments, note that it is a potential source of methane and biogas [41,42]. It was experimentally demonstrated that *E. tirucalli* produces suitable biomass for biogas generation especially through chopped material under thermophilic conditions which can yield 1.06 l/day of biogas in just 19 days<sup>43</sup>. For the same reason, it has been recommended for commercial fuel wood production projects for purposes of woodlot restocking in semi-arid parts of Kenya [44]. *E. tirucalli* is preferred for this purpose due to its fast growth rate, high productivity, quick acclimatization to an area and ease with which it dries.

#### Source of rubber:

*E. tirucalli* is reported for possessing hydrocarbon polymers that are used for manufacturing rubber substitutes. Several researchers point out that its latex is an emulsion of terpenes and resins in water which can easily be transformed into rubber at low cost [37, 41, 45]. Also, due to the strong fixative power of the resin, it has for long been used on the East African coast in local gum manufacture for fastening knife-blades to wood handles and spear-heads to shafts [19]. The resin produces comparably good wood-based glue and adhesives whereas with a few modifications, it would compete favourably with other commercial resins [46].

#### Conservation and agro-forestry:

Due to its favourable agronomic features such as drought resistance, *E. tirucalli* is used in semi-arid areas to carry out afforestation and re-forestation for purposes of achieving soil conservation. These plants can be used as a soil cover in places where other plants (even grasses) cannot grow [21]. Involvement of *E. tirucalli* has been mentioned in successful reforestation and conservation programs in: Tanzania<sup>47</sup>, Kenya [48, 41] and Sri Lanka<sup>49</sup> among others. It has also featured in agro-forestry programs [50-52] as a hedge plant or as an inter crop. Other related uses of *E. tirucalli* include: boundary demarcation [19,53], live fencing around compounds and kraals [19,54,55], cultural connotations for example as a sign of

starting a new home in Luo culture of East Africa [44] and as a windbreak in semi-arid areas [56]. Plant plays these roles due to its latex toxicity and hence low herbivore pressure [55].

#### Pesticides:

*E. tirucalli* latex has been reported to have pesticidal features against such pests as aphids (*Brevicoryne brassicae*) [57], mosquitoes (*Aedes aegypti* and *Culex quinquefasciatus*) [58], microorganisms such as bacteria (*Staphylococcus aureus*)<sup>59</sup> and molluscs (*Lymnaea natalensis*) and *Biomphalaria gabrata* [60] among others. A dose dependent latex toxicity to parasitic nematodes was also reported such as *Haplolaimus indicus*, *Helicotylenchus indicus* and *Tylenchus filiformis in-vitro*, with increasing exposure period, although some nematodes like *Meloidogyne* Spp. are known to attack the plant [61]. The latex is also reported to be a hunters' tool applied in local fishing and arrow poisoning in tropical Africa [62]. Pesticidal feature has been validated [60]. Although the plant is generally mentioned as a pesticidal plant; scanty experimental work has been performed to confirm this.

#### Pharmacological Activities

##### 1)Oxytoxic activity:

Latex of this plant showed strong oxytoxic activity against isolated strips of the gravid rat uterus.

##### 2) Anti-arthritis activity:

The bio-polymeric fraction (BET) from plant *E. tirucalli* Boiss (Euphorbiaceae). The fraction showed dose dependent anti-arthritis activity and also showed *in-vivo* immune-modulatory capacity being a major component inhibiting arthritis. It caused suppression of CD4+ and CD8+ T-cells, inhibition of intracellular Interleukin-2 (IL-2) and Interferon-gamma (IFN-) by flow cytometry [28].

##### 3.)Molluscicide activity:

An aqueous solution of the latex of *E.tirucalli* collected at sites receiving large amounts of sunlight showed molluscicide action on *Biomphalaria glabrata*, with LD50 obtained at the concentration of 28,0 ppm and LD90 at the concentration of 85.0 ppm. The toxicity of the product for fish was similar to that of Bayluscide and of copper sulfate used for comparison. However, the wide distribution of the plant, its easy propagation and the simple procedure for extraction of the active substance, which is biodegradable, favor "avelos" as a promising agent in the control of schistosomiasis [63].

**4.) Antimicrobial activity:**

Acetone extracts of the stem of *E. tirucalli* were inhibitory to all the test microorganisms. *E. coli* was found to be highly sensitive to the acetone extracts of *E. tirucalli*. The MIC was 500 µg for *C. albicans* and 750 µg for *A. niger* and *A. fumigatus*. The chloroform extracts of the stem of *E. tirucalli* reactive against *B. subtilis*, *E. coli*, *P. vulgaris*, *S. aureus*, *A. niger* and *C. albicans* and the minimum inhibitory concentration was 250 µg for *P. vulgaris*, 500 µg for *E. coli* and *S. aureus*, while it was 750 µg against *B. Subtilis* and *C. albicans*, 1000 µg for *A. niger*. The methanol extracts of the stem of *E. tirucalli* showed activity against *B. subtilis*, *E. coli*, *E. faecalis*, *S. aureus* and *C. albicans* and its minimum inhibitory concentration was found to be 500 µg for *E. coli* and *S. aureus*, while it was 750 µg for *B. subtilis*, *E. faecalis* and 1000 µg for *C. albicans*. The petroleum ether and hexane extracts did not show activity against the test organisms [64].

**5.) Antiherpetic activity:**

To evaluate the capacity of the extracts to inhibit the lytic activity of herpes simplex virus type 2 (HSV-2) and the reduction of viability of infected or uninfected cell cultures, the end-point titration technique (EPTT) and the MTT [3-(4,5-dimethylthiazol-2-yl)-2,5-diphenyltetrazolium bromide] colorimetric assay were used, respectively. The therapeutic index of the positive extracts for the antiviral activity was determined by calculating the ratio CC (50% cytotoxic concentration) over IC<sub>50</sub> (50% inhibitory concentration of the viral effect). Five of the 47 extracts (11%) representing 3 out of 10 *Euphorbia* species (30%) exhibited antiherpetic action; the highest activity was found in the leaf/stem water-methanol extracts from *E. cotinifolia* and *E. tirucalli* [65].

**6.) Anti-oxidant Activity:**

A systemic and scientific investigation of aqueous extract of *E. tirucalli* for its antioxidant, Antioxidant property was assessed by using reducing property, superoxide anion scavenging and hydroxyl radical scavenging property. The aqueous extract has demonstrated dose-dependent *in-vitro* antioxidant property (at 20 µg, 40 µg, 60 µg, 80 µg, 100 µg) in all the models of the study.

**7.) Hepatoprotective activity:**

A systemic and scientific investigation of aqueous extract of *E. tirucalli* for its hepatoprotective potential against carbon-tetrachloride-induced hepatic damage in rats was carried out. Hepato-

protective property was assessed by measuring the extent of reversal of enhanced biochemical markers of hepatitis, like Serum glutamate pyruvate transaminase, serum glutamate oxaloacetate transaminase, alkaline phosphatase ALP, bilirubin, cholesterol, triglycerides and also by estimating the tissue glutathione (GSH) levels and the extent of reduction in the tissue lipid peroxidation. Similarly, aqueous extract of *E. tirucalli* at the doses of 125 mg/kg and 250 mg/kg produced significant hepatoprotective effect by decreasing the serum enzymes, bilirubin, cholesterol, triglycerides and tissue lipid peroxidation, while it significantly increased the levels of tissue GSH in a dose-dependent manner [66].

**8.) Immunomodulatory activity:**

Myelo suppression concomitant with increased numbers of spleen CFU-GM was observed in tumour-bearing mice. Treatment of these animals with *E. tirucalli* L. (ET) (125, 250 and 500 mg/kg) stimulated narrow myelopoiesis and reduced spleen colony formation, with no differences observed between the effects of the three doses. The changes produced by the tumour in total and differential marrow cell counts were restored by the treatment with ET. Prostaglandin E<sub>2</sub> (PGE<sub>2</sub>) levels, which were dramatically increased in tumour bearers, was also abrogated by the treatment with the plant extract. *E. tirucalli* L. significantly enhanced survival and concurrently reduced tumour growth in the peritoneal cavity [67].

**9.) Cytotoxic and Antiviral Activities:**

Forty-seven plants extracts of 10 species of the genus *Euphorbia* (Euphorbiaceae). The capacity of the extracts to inhibit the lytic activity of herpes simplex virus type 2 (HSV-2) and the reduction of viability of infected or uninfected cell cultures, the end-point titration technique (EPTT) and the MTT [3-(4,5-dimethylthiazol-2-yl)-2,5-diphenyltetrazolium bromide] colorimetric assay were used, respectively. The therapeutic index of the positive extracts for the antiviral activity was determined by calculating the ratio CC<sub>50</sub> (50% cytotoxic concentration) over IC<sub>50</sub> (50% inhibitory concentration of the viral effect). The highest activity was found in the leaf/stem water methanol extract of *E. tirucalli* [65].

**Disuses:**

A number of disuses have also been mentioned. Associated with its vesicant and rubifacient features, *E. tirucalli* latex is reported to cause conjunctivitis [68-71] when it accidentally gets in

contact with the eyes. Symptoms range from mild epithelial keratoconjunctivitis to severe keratitis with stromal oedema, epithelial sloughing and anterior uveitis which usually heal in 2 to 7 days but can also result into permanent blindness. It should be handled with caution. Research also shows that *E. tirucalli* is co-carcinogenic [72]. It was observed that papillomas and malignant tumors were elicited in mice treated with acetone extracts of *Euphorbia lactica* [73]. Mizuno reports a high incidence of Burkitt's lymphoma - a latent Epstein-Barr virus (EBV) malignancy in East Africa where *E. tirucalli* is endemic. EBV causative factors were detected in soil and drinking water (where *E. tirucalli* grows) implying that people living in such areas run a high cancer risk [74]. The findings have been further clinically validated in rats [75-78]; some of which developed full blast lymphomas. However, folklore reports anti-cancer treatment by the latex [79], and there are scientific indications that it may modulate myelopoiesis and enhance resistance against tumour bearing [80], both of which are suggestive of a cancer cure.

*E. tirucalli* is known to be an irritant to herbivores and due to its nasty and acrid features, most herbivores learn to avoid it. This is one of the reasons why it is a good live fencing material. Evidently, quite a lot has been done on exploration of its chemistry and evaluation of its potential as an energy plant. However, most of the medicinal uses mentioned have been left to folklore and need validation. For example, in spite of the vast number of ailments it is reported to cure, to our knowledge, no substance of pharmaceutical importance has so far been obtained from it. Also scanty literature has been cited on validation of other functions like the reported insecticidal, nematicidal, pesticidal and molluscicidal features. This calls for more research/laboratory investigation, in order to establish scientific authenticity of these important functions and to ascertain with confidence that *E. tirucalli* is a wonder plant for modern science. It remains a research issue whether people should continue to use *E. tirucalli* for the mentioned uses but as it were, many societies have always applied it and will continue to do so until its effects are scientifically proved dangerous [55,81].

## REFERENCES

1. Thomas S.C. Medicinal plants culture, utilization and pharmacology, Li. United States CRC Press., 1995; 119-54
2. Harborne J.B. Phytochemical Methods: A Guide to Modern Techniques of Plant Analysis, Chapman and Hall, New York., 1984; 2
3. Salim A.A., Chin Y.W. and Kinghorn A.D. Drug Discovery from Plants. Bioactive Molecules and Medicinal Plants. 2008; XXIV: 380, 91.
4. Mukerjee P.K. Quality control of herbal drugs, New Delhi: Business Horizons Publication., 2002; 1: 2-24.
5. Ahmedulla M, Nayer M.P. Red data book of Indian plants. Calcutta: Botanical survey of India., 1999; 4
6. Baker JT, Borris RP, Carte B, Cordell GA, Soejarto DD. Natural product drug discovery and development : New perspective on international collaboration. J Natl. Prod., 1995; 58:1325-57.
7. Oudejans, R.C.H.M. World catalogue of species names published in the Euphorbiae (Euphorbiaceae) with their geographical distribution. Utrecht: published by the author. 1990.
8. Webster GL. Irritant plant in Spurge family (Euphorbiaceae) Clin Dermatol., 1966; 4: 36-45.
9. Elder S Duke. System of Ophthalmology. London: Kimpton., 1972; 14: 1185.
10. Julius T. M., Patrick V.D. Why do Euphorbiaceae tick as medicinal plants? A review of Euphorbiaceae family and its medicinal., Accepted 21 December, 2010
11. Gibbs, R. D. Chemotaxonomy of flowering plants. Mc. Gill Queens University Press Montreal and London, England., 1974; 1-4.
12. Bingtao, Li., Huaxing, Qiu., Jin-shuang Ma., HuaZhu., Michael, G., Gilbert, Hans-Joachim (Hajo) Esser, Stefan Dressler, Petra Hoffmann, Lynn J. Gillespie, Maria Vorontsova and Gordon D. McPherson Flora of China., 2008; 11: 163.
13. Baniakina, J and Eyme, J. Studies on the morphological and anatomical structures in the Family Euphorbiaceae. Revue de medecines et pharmacopees Africaines., 1997; 12: 27-48.
14. Gildenhuys S. The three most abundant tree Euphorbia species of the Transvaal (South Africa). Euphorbia W., 2006; 2: 9-14.

15. Julius M. and Patrick VD. *Euphorbia tirucalli* L. (Euphorbiaceae) – The miracle tree: Current status of available knowledge. *Scientific Research and Essays, Academic Journals.*, 16 October, 2011; 6(23): 4905-4914,
16. Little, Elbert L./Woodbury, Roy O./Wadsworth, Frank H. Common trees of Puerto Rico and the Virgin Islands, U.S. Department of Agriculture, *Agriculture.*, 1974; 2: 1024.
17. Lorence, David H./Flynn, Timothy W./Wagner, Warren L. Contributions to the flora of Hawai'i. III. New additions, range extensions, and rediscoveries of flowering plants. In: Evenhuis, Neal L. and Miller, Scott, E., eds. *Records of the Hawaii Biological Survey for 1994. Part 1: Articles.* Bishop Museum Occasional Papers., 41:19-58.
18. Gildenhuis S. The three most abundant tree *Euphorbia* species of the Transvaal (South Africa). *Euphorbia W.*, 2006; 2: 9-14.
19. Van Damme P. Het traditioneel gebruik van *Euphorbia tirucalli*. (The traditional uses of *Euphorbia tirucalli*). *Afr. Focus.*, 1989; 5: 176-193.
20. Schmelzer GH, Gurib-Fakim A. (2008) Medicinal plants. *Plant Resour. Trop. Afr.*, 2008; 412-415.
21. Van Damme PLJ. *Euphorbia tirucalli* for high biomass production, in: A. Schlissel and D. Pasternak (Eds.), *Combating desertification with plants*, Kluwer Academic Pub., 2001; 169-187.
22. John L., Luz A.M., Ywe J.F., *Euphorbia tirucalli* Bioenergy Manual., 22 November 2001.
23. Scassellati-Sforzolini GL' *Euphorbia Tirucalli*. L. In: *Biblioteca Agraria Coloniale.* Istituto Agricolo Coloniale Italiano, Firenze. 1916; 1-87.
24. McDonald AD, Warren FL, Williams JM. The Euphorbiaesins. Part I. *Euphol.* *J Chem Soc.*, 1949: S155-S157.
25. Nemethy EK, Otvos JW, Calvin M. Analysis of extractables from one *Euphorbia*. *J Am Oil Chem Soc.* 1979; 56: 957-960.
26. Nemethy EK, Calvin M. Terpenoid biosynthesis in *Euphorbia* latex. In: Thomson WW, Mudd JB, Bibbs M (eds) *Biosynthesis and Function of Plant Lipids: Proceedings of The Sixth Annual Symposium in Botany.* University of California, Riverside., 1983; 216-228.
27. Nielsen PE, Nishimura H, Otvos JW, Calvin M. Plant crops as a source of fuel and hydrocarbon-like materials. *Science.*, 1977; 198: 942-944.
28. Rastogi & Mehrotra. *E. tirucalli* L. (compend. Indian made plants, volume 3, PID New delhi., 1993; 3: 286)
29. Handa Sukhdev Swami, Khanuja Singh, Suman Preet, Longo Gennaro, Dev Dutt Rakesh. *Extraction Technologies for Medicinal and Aromatic Plants ICSHP Trieste.* 2008.
30. Seigler DS. Phytochemistry and systematics of the Euphorbiaceae. *Annals of the Missouri Botanical Garden.*, 1994; 81: 380-401.
31. Hirota M., Suttajit M. A new tumor promoter from the seed oil of *Jatropha curcas* L., an intra molecular diester of 12-deoxy-16-hydroxyphorbol. *Cancer Research.*, 1988; 48: 5800-5804.
32. Vogt G., Mattes E., Rothenburger J., Hertkorn N., Achatz S., Sandermann H. Tumor Promoting diterpenes from *Euphorbia leuconeura* L. *Phytochemistry.*, 1999; 51: 289-295.
33. Shlamovitz G., Gupta M., Diaz J. A Case of Acute Keratoconjunctivitis from Exposure to Latex of *Euphorbia tirucalli* (Pencil Cactus). *Journal of Emergency Medicine.* 2009; 36: 239-241.
34. Correia M.P. *Dicionario de Plantas Uteis do Brasil e das Exoticas Cultivadas*, Instituto Brasileiro de Desenvolvimento Florestal, Rio de Janeiro., 1994; 63.
35. Kumar A. Some potential plants for medicine from India, *Ayurvedic medicines*, University of Rajasthan, Rajasthan. 1999; 1-12.
36. Duke JA. *Handbook of Energy Crops.* Purdue University centre for new crops and plant products., 1983; Accessed on 1 March 2009.
37. Calvin M. Chemistry, population, resources. *Pure Appl. Chem.*, 1978; 50: 407-425.
38. Calvin M. Petroleum plantations for fuel and materials. *Bioscience.*, 1979; 533-538.



39. Prusty B, Chandra R, Azeez P. Freedom from Dependence on Fossil Fuels? Biodiesel, Nature Publishing Group, Coimbatore, India. 2008; 234.
40. Rajasekaran P, Swaminathan K, Jayapragasam M. Biogas production potential of *Euphorbia tirucalli* L. along with cattle manure. *Biol. Waste.*, 1989; 30: 75-77.
41. VanDamme P. Gebruik van *Euphorbia tirucalli* als rubberleverancier en energiegewas (The Use of *Euphorbia tirucalli* as Rubber and Energy Crop). *Afr. Focus.*, 1990; 6: 19-44.
42. Sow D, Ollivier B, Viaud P, Garcia JL. Mesophilic and thermophilic methane Fermentation of *Euphorbia tirucalli* Mircea. *J. Appl. Microbiol. Biotechnol.*, 1989; 5: 547-550.
43. Mahiri I. Rural household responses to fuelwood scarcity in Nyando District, Kenya. *Land Degrad. Dev.*, 2002; 14: 163-171.
44. Mahiri I. Comparing transect walks with experts and local people. *PLA notes.*, 1998; 31:48.
45. Uzabakiliho B., Largeau C., Casadevall E. Latex constituents of *Euphorbia candelabrum*, *E. grantii*, *E. tirucalli* and *Synadenium grantii*. *Phytochemistry.*, 1987; 26: 3041- 3045.
46. Murali R, Mwangi JG. *Euphorbia tirucalli* resin: potential adhesive for wood Based industries. International Conference on Domestication and Commercialization of Non-Timber Forest Products in Agro-systems., 19-23 February 1996. 1998.
47. Smith W, Meredith T, Johns T. Use and conservation of woody vegetation by the Batemi of Ngorongoro district, Tanzania. *Econ. Bot.*, 1996; 50: 290-299.
48. Macharia P. Community Based Interventions as a Strategy to Combat Desertification in the Arid and Semi-Arid Rangelands of Kajiado District, Kenya. *Environ. Monit. Assess.* 2004; 99: 141-147.
49. Melvani K. Role of forests in the bioremediation of water, XIII World Forestry Congress, Buenos Aires, Argentina., 2009.
50. Jama B, Njui A, Njenga K. Management and utilization of dryland forests in sub-Saharan Africa: The role of agroforestry, VITRI/ETFRN/IUFRO-SPDC workshop: Trees, agroforestry and climate change in dryland Africa, Hyytiälä, Finland. 2003; 30 June – 4 July.
51. Long AJ, Nair PKR. Trees outside forests: agro-, community, and urban forestry. *New For.*, 1999; 17: 145-174.
52. Mbwambo L. Status of arid and semi-arid lands of Tanzania. Drylands Agroforestry Workshop held at ICRAF, Nairobi-Kenya., 2004.
53. Kindt R, Van Damme P, Simons A, Beeckman H. Planning tree species diversification in Kenya based on differences in tree species composition between farms. I. Analysis of tree uses. *Agroforest. Syst.*, 2006; 67: 215-228.
54. Nascimento V, Sousa L, Alves A, Araújo E, Albuquerque U. Rural fences in agricultural landscapes and their conservation role in an area of caatinga (dryland vegetation) in Northeast Brazil. *Environ Dev. Sustain.*, 2009; 11: 1005-1029.
55. Simons T, Schmelzer G, Omino E. Auxiliary Plants. Prota 9, PROTA Foundation, Nairobi, Kenya., 2004.
56. Jama B, Njui A, Njenga K. Management and utilization of dryland forests in sub-Saharan Africa: The role of agroforestry, VITRI/ETFRN/IUFRO-SPDC workshop: Trees, agroforestry and climate change in dryland Africa, Hyytiälä, Finland., 2003; 30 June – 4 July.
57. Mwine J, Van Damme P. Evaluation of selected pesticidal plant extracts against major cabbage insect pests in the field. Tropentag: "World Food System – A Contribution from Europe", ETH Zurich, Switzerland. 2010.
58. Rahuman A, Gopalakrishnan G, Venkatesan P, Geetha K. Larvicidal activity of some *Euphorbiaceae* plant extracts against *Aedes aegypti* and *Culex quinquefasciatus* (Diptera: Culicidae). *Parasitol., Res.*, 2008; 102: 867-873.
59. Lirio L, Hermano M, Fontanilla M. Note on Antibacterial Activity of Medicinal Plants from the Philippines. *Pharm. Biol.*, 1998; 36: 357-359.
60. Tiwari S, Singh A. Biochemical stress response in fresh water fish *Channa punctatus* induced by aqueous

- extracts of *Euphorbia tirucalli* plant. *Chemosphere*. 2006; 64: 36-42.
61. Siddiqui M, Alam M, Trivedi P. Management of plant parasitic nematodes with latex bearing plants, Nematode management in plants. Scientific Publishers, India. 2003; 173-174.
  62. Neuwinger HD. Plants used for poison fishing in tropical Africa. *Toxicon*., 2004; 44: 417-430.
  63. Jurberg, P., Cabral Neto, J.B., Schall, V.T., 1985. Molluscicide activity of the 'avelos' plant (*Euphorbia tirucalli*, L.) on *Biomphalaria glabrata*, the mollusk vector of schistosomiasis. *Memorias do Instituto Oswaldo Cruz* 80, 423-427.
  64. Fridous AJ, Islam SNLM, Faruque ABM. Antimicrobial activity of the leaves of *Adhatodavasic*, *Clatropis gigantean*, *Nerium odorum* and *Ocimum sanctum*. *Bangladesh J. Bot.*, 1990; 227.
  65. Betancur-Galvis L.A., Morales, G.E., Forero, J.E., Roldan, J. Cytotoxic and antiviral activities of Colombian medicinal plant extracts of the *Euphorbia* genus. *Memorias do Instituto Oswaldo Cruz*, 2002; 97(4):541-546.
  66. Jyothi T.M., Shankariah M.M. et al. Hepatoprotective and Antioxidant Activity of *E. tirucalli*. *IRANIAN JOURNAL OF PHARMACOLOGY & THERAPEUTICS*., 2008; 7: 25-30.
  67. Valadares, M.C., Carrucha, S.G., Accorsi, W., Queiroz, M.L.S. *Euphorbia tirucalli* L. modulates myelopoiesis and enhances the resistance of tumor bearing mice. *International Immunopharmacology*., 2006; 6: 294-299.
  68. Hsueh K, Lin P, Lee S, Hsieh C. Ocular injuries from plant sap of genera *Euphorbia* and *Dieffenbachia*. *J. Chin. Med. Assoc.*, 2004; 67: 93-98.
  69. Joshi D, Shingal G. Ocular Injuries from Plant Sap in Army Soldiers. *Med. J. Arm. Force India*. 2008; 64: 293-294.
  70. Scott I, Karp C. *Euphorbia* sap keratopathy: four cases and a possible pathogenic mechanism. *Brit. Med. J.*, 1996; 80:823.
  71. Shlamovitz G, Gupta M, Diaz J. A Case of Acute Keratoconjunctivitis from Exposure to Latex of *Euphorbia Tirucalli* (Pencil Cactus). *J. Emerg. Med.*, 2009; 36:239-241.
  72. Eke T, Al-Husainy S, Raynor MK. The Spectrum of Ocular Inflammation Caused by *Euphorbia* Plant Sap. *Arch. Ophthalmol.*, 2000; 118: 13-16.
  73. Roe FJC, Peirce WEH. Tumor Promotion by *Euphorbia* Latices. *Cancer Res.*, 1961; 21: 338-345.
  74. Mizuno F, Osato T, Imai S, Koizumi S, Aya T, Kinoshita T, Hirai N, Hirota M, Ohigashi H, Koshimizu K. Epstein-Barr virus enhancing plant promoters in East Africa. *AIDS Res.*, 1986; 2: S151-S155.
  75. Furstenberger G, Hecker E. New highly irritant euphorbia factors from latex of *Euphorbia tirucalli* L. *Experientia*., 1977; 33: 986-8. 9)
  76. Imai S, Sugiura M, Mizuno F, Ohigashi H, Koshimizu K, Chiba S, Osato T. African Burkitt's Lymphoma: A Plant *Euphorbia Tirucalli* Reduces Epstein-Barr Virus-Specific Cellular Immunity. *Anticancer Res.*, 1994; 14: 933-933.
  77. MacNeil A, Sumba OP, Lutzke ML, Moormann A, Rochford R. Activation of the Epstein-Barr virus lytic cycle by the latex of the plant *Euphorbia tirucalli*. *Brit. J. Canc.*, 2003; 88: 1566-1569.
  78. Silva ACP, de Faria DEP, Borges NBD, de Souza IA, Peters VM, Guer MD. Toxicological screening of *Euphorbia tirucalli* L.: Developmental toxicity studies in rats. *J. Ethnopharmacol.*, 2007; 110: 154-159.
  79. Cataluna P, Rates SMK. The traditional use of the latex from *Euphorbia tirucalli* Linnaeus (*Euphorbiaceae*) in the treatment of cancer in South Brazil. *Second World Congress on Medicinal and Aromatic Plants for Human Welfare Wocmap-2: Pharmacognosy, Pharmacology, Phytomedicines, Toxicology. WOCMAP.*, 1999; 289-295.
  80. Valadares MC, Carrucha SG, Accorsi W, Queiroz MLS (2006). *Euphorbia tirucalli* L. modulates myelopoiesis and enhances the resistance of tumour-bearing mice. *Int. Immunopharmacol.*, 2006; 6: 294-299.
  81. Howes F. Fence and barrier plants in warm climates. *Kew Bull.*, 1946; 1: 51-87.